


<b>FAQ</b>	<b>COMBIVIS connect</b>				0006
<h1>C6HMI / C6Router</h1> <h2>Internet connection via Hotspot</h2> <hr/>					
Part	Version	Revision	Date	Status	
E	7.0.0.23	001	2017-02-09	Released	

## Content

---

Introduce.....	2
iPhone as mobile hotspot .....	2
Disclaimer.....	6

## Introduce

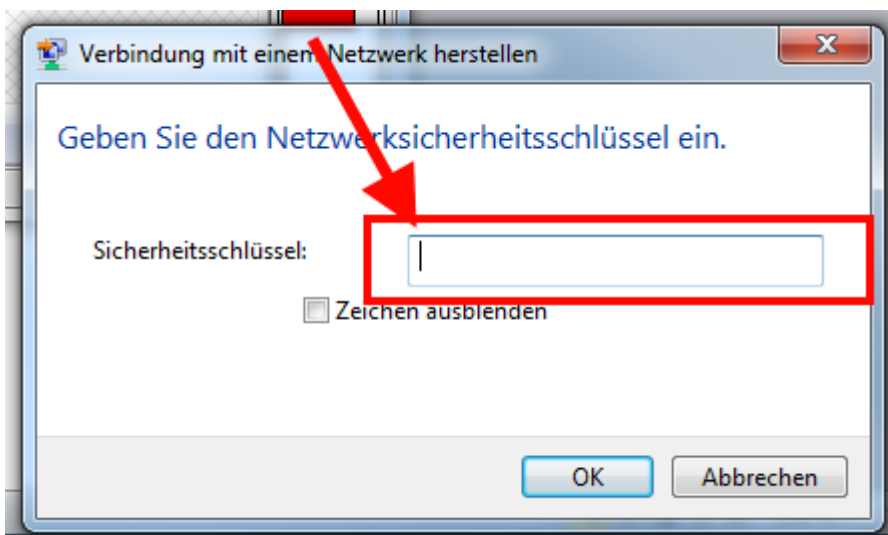
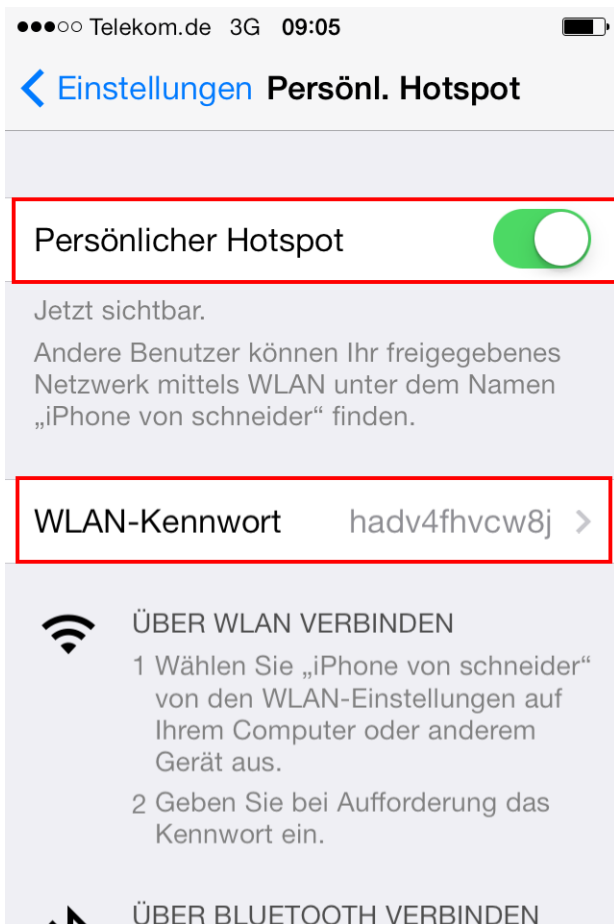
This document describes the settings for an Internet connection via a hotspot of an iPhone.

## iPhone as mobile hotspot

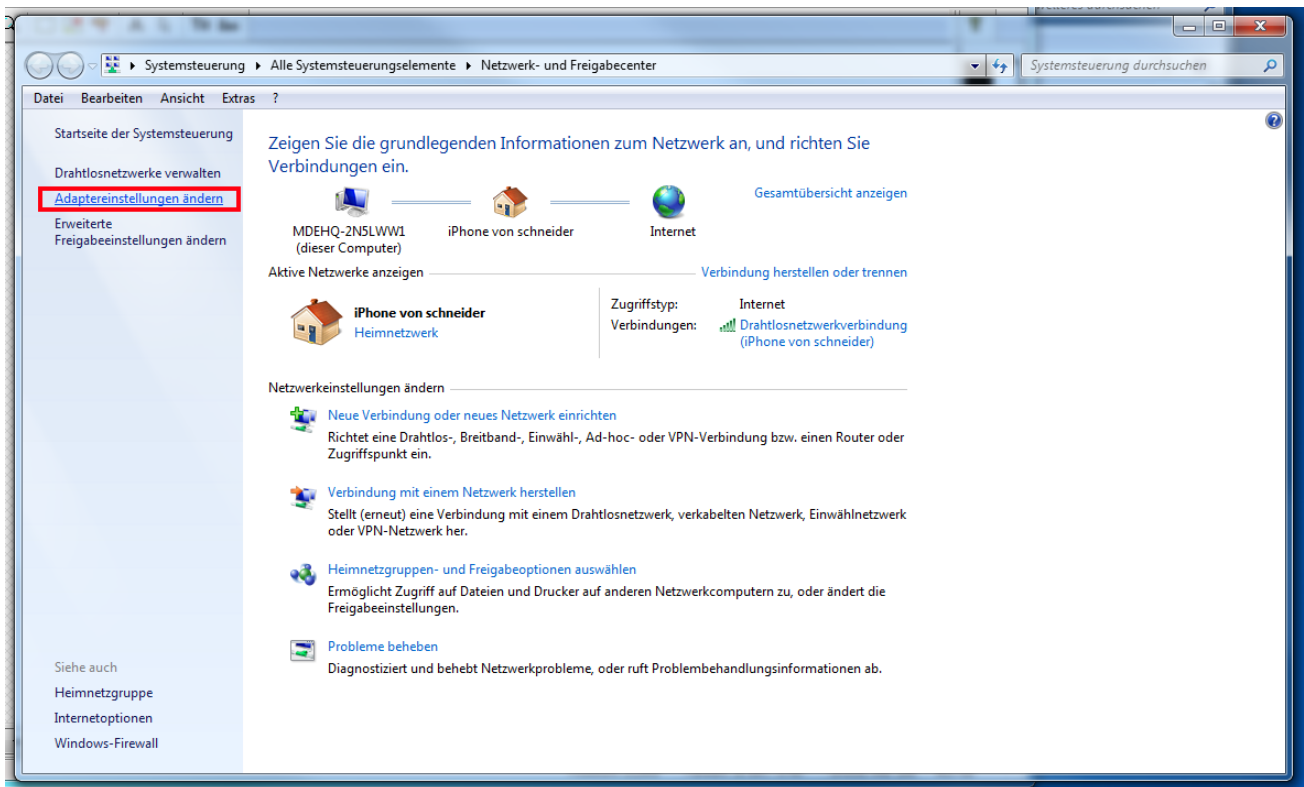
In order to connect a C6HMI / C6Router to the Internet, you must configure the iPhone as a mobile hotspot. This option can be found in the iPhone settings (*Einstellungen*) / personal hotspot (*Persönlicher Hotspot*).



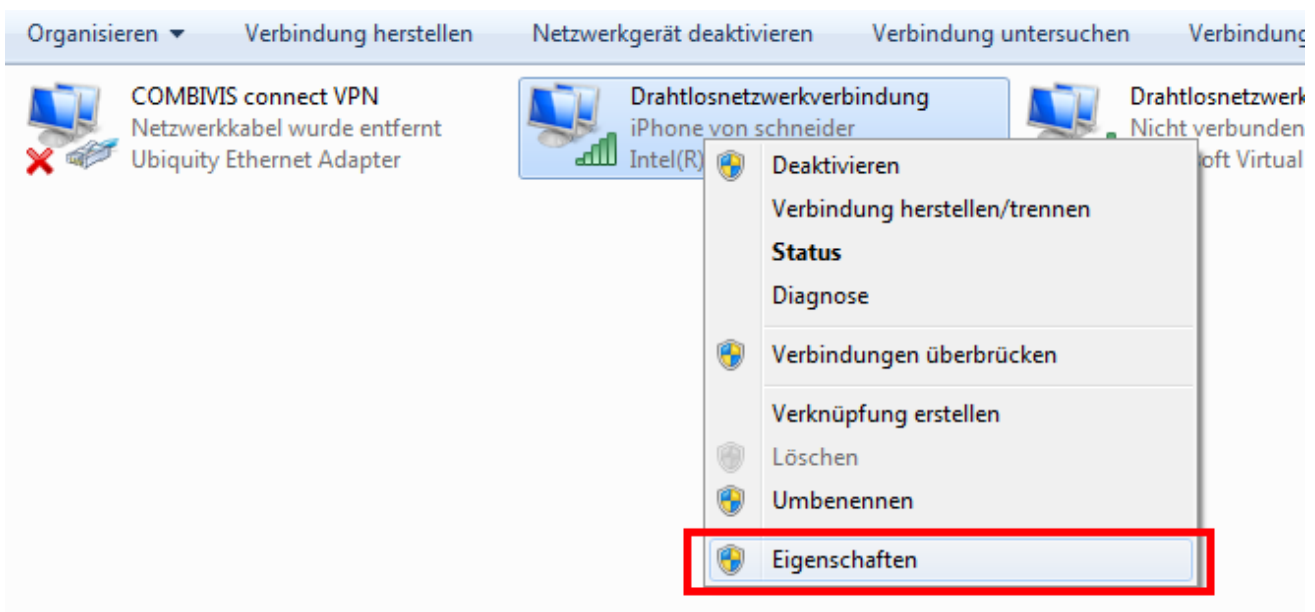
Enable the personal hotspot (*Persönlicher Hotspot*) and use the proposed password (*WLAN-Kennwort*) to connect to the network with your laptop.

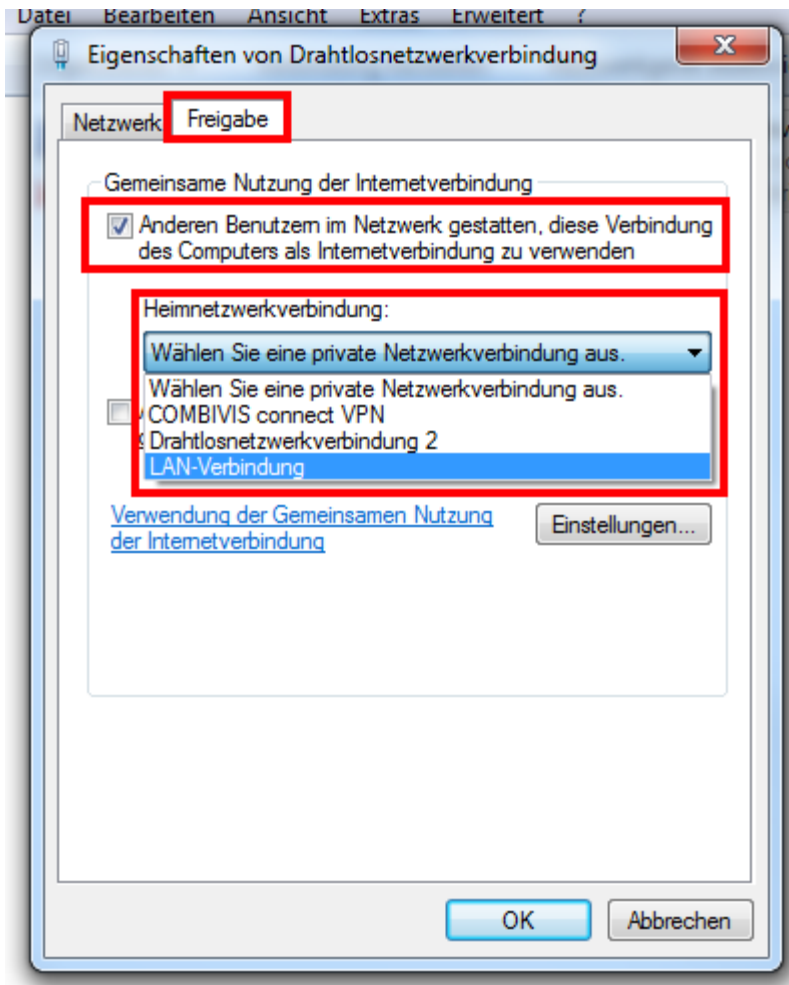


In order to pass through the network connection to the C6HMI or the C6Router, it must be enabled for further participants. At first you open the network and sharing center (*Netzwerk- und Freigabecenter*) after that change the adapter settings (*Adaptoreinstellungen ändern*).



Here you will find a Wi-Fi network (*Drahtlosnetzwerkverbindung*) which is generated by the iPhone. In the settings (*Eigenschaften*) you have to adjust the sharing settings.





Now the network port of the C6HMI / C6Router is to be determined under the menu tab „Sharing“ (*Freigabe*). Select the network port which is connected to your laptop.

An IP address is automatically assigned to the C6HMI / C6Router via your laptop / iPhone.  
Hint: Set the network port of the C6HMI or C6Router (WAN) to DHCP. The iPhone is used as Gateway.

Now the COMBIVIS connect Runtime can be connected to the COMBIVIS connect Domain.

## Disclaimer

*KEB Automation KG reserves the right to change/adapt specifications and technical data without prior notification. The safety and warning reference specified in this manual is not exhaustive. Although the manual and the information contained in it is made with care, KEB does not accept responsibility for misprint or other errors or resulting damages. The marks and product names are trademarks or registered trademarks of the respective title owners.*

*The information contained in the technical documentation, as well as any user-specific advice in verbal or in written form are made to the best of our knowledge and information about the application. However, they are considered for information only without responsibility. This also applies to any violation of industrial property rights of a third-party.*

*Inspection of our units in view of their suitability for the intended use must be done generally by the user. Inspections are particular necessary, if changes are executed, which serve for the further development or adaption of our products to the applications (hardware, software or download lists). Inspections must be repeated completely, even if only parts of hardware, software or download lists are modified.*

***Application and use of our units in the target products is outside of our control and therefore lies exclusively in the area of responsibility of the user.***

**KEB Automation KG**  
Südstraße 38 • D-32683 Barntrup  
fon: +49 5263 401-0 • fax: +49 5263 401-116  
net: [www.keb.de](http://www.keb.de) • mail: [info@keb.de](mailto:info@keb.de)