

Release Information

COMBIVIS 6

Version 6.4.1

COMBIVIS studio 6

Version 6.4.1_3.5.9.73

Document status: **Released**

Change history:

Date:	Version:	Change	Author:
2013-05-21	6.2.0.0	Updated to new version	Dominik Follmann
2013-09-26	6.2.1.0	Updated to new version	Dominik Follmann
2014-02-24	6.2.2.0	Updated to new version	Dominik Follmann
2014-10-15	6.2.3.0	Updated to new version	Dominik Follmann
2015-07-13	6.3.0.0	Updated to new version	Dominik Follmann
2016-06-28	6.3.1.0	Updated to new version	Dominik Follmann
2017-07-13	6.4.0	Updated to new version	Dominik Follmann
2018-03-22	6.4.1	Updated to new version	Michael Heinze



Release Information

Table of contents

1	Introduction	3
2	Components.....	3
2.1	Packages	3
2.2	Programming components	3
2.3	KEB Device parameterization and configuration components	4
3	System requirements	5
3.1	Hardware	5
3.2	Operating system	5
3.3	Microsoft .NET Framework	5
4	Change Notes	6
4.1	IEC 61131-3 Libraries.....	6
4.1.1	List of shipped libraries	6
4.1.2	Library bugfixes / New features.....	7
4.2	Bugfixes / New features list	8
4.3	Installation of clean device / library repository.....	8
5	Known restrictions.....	10
5.1	HSP5	10
6	Registration / Licensing	11
6.1	COMBIVIS 6 customer registration	11
6.2	COMBIVIS studio 6 licensing	11
7	Legal terms	12

Release Information

1 Introduction

This document gives information about the released software versions mentioned above. There are two different so-called “profiles” available.

COMBIVIS 6: Tool for parameterization and configuration of KEB devices

Registration for free

(Without registration no access to document data base)

COMBIVIS studio 6: All functionality of COMBIVIS 6 plus all features for IEC 61131-3 programming of KEB PLCs (COMBICONTR0L C6), including fieldbus configuration etc.

Download demo version, for full access licensing with costs is required.

Demo runs 1 hour (restart possible) and does not allow saving of boot projects.

2 Components

2.1 Packages

Packages contain plugins, libraries, devices and documentation for a certain set of features.

The default packages are installed automatically during the first start of COMBIVIS studio 6

The following packages are delivered with this release:

Component	Functionality	Version
CODESYS Safety Extension	Safety editors for the handling of KEB SAFETY components	1.3.0.0
CONTROL PRO/ADVANCED	Motion control libraries and devices for usage with the C6 CONTROL PRO/ ADVANCED feature set.	4.1.1.0

2.2 Programming components

COMBIVIS studio 6 uses parts of the CODESYS V3 IDE of 3S – Smart Software Solutions to offer programming functionality for KEB PLCs. The underlying CODESYS Version is V3.5 SP9 Patch 7 Hotfix 3 (3.5.9.73).

Release Information

2.3 KEB Device parameterization and configuration components

The following main components are included:

Component	Functionality	Version
KEB Base Plugin	Basic functionality for the parameterization of KEB devices (Device-Editor, ParameterLists etc.)	6.4.1.200
KEB Startup wizards (x6 devices)	Common frame for configuration wizards for devices of the x6 generation	6.4.1.200
KEB Configurator	The KEB Configurator	6.4.1.200
KEB Parameter Model	Basic functionality to access the KEB parameter-descriptions ("Paras.xml")	6.4.1.200
KEB Property Editor	The Property-Editor that is used to edit parameter-values and to display parameter properties	6.4.1.200
KEB COMBIVIS studio HMI Integration	Integration of the COMBIVIS studio HMI-Functionality	6.4.1.200
KEB x6 PD-Mapping wizard	Wizard for configuration of x6 devices ProcessData-mapping	6.4.1.200
KEB x6 Online wizards	Collection of online operation wizards for x6 devices	6.4.1.200
KEB Scope	Scope functionality	6.4.1.200
KEB Sequence Control wizards	Basic functionality that is used by wizards to realize a sequence-based operations	6.4.1.200
KEB Document Database	Adds the functionality to install, open and search KEB documents with COMBIVIS.	6.4.1.200
KEB Startup wizards (legacy)	Common frame for offline configuration wizards (pre-x6 generation)	6.4.1.200
KEB Velocity Mode wizard	Wizard for configuration of the velocity-mode for x6 devices	6.4.1.200
KEB Customizer	KEB Framework Customization	6.4.1.200
KEB Protection wizard	Wizards for configuration of x6 protection/warning settings	6.4.1.200
KEB COMBIVIS studio 6 Extension	Certain functionalities dedicated only to the "studio"-Version	6.4.1.200
KEB Safety integration	Plugin that manages the KEB-safety parameters (integration of SAFEGRID)	6.4.1.200
KEB x6 Motor Configurator	Wizards for configuration of motor-settings in x6 devices	6.4.1.200
KEB Operation Mode wizard	Wizard for configuration of the operation mode of x6 devices	6.4.1.200
KEB F5 Motor Configurator	PlugIn for configuration of F5-Inverters for certain motors	6.4.1.200
KEB Toolbox plugin	Collection of tools for other KEB plugins	6.4.1.200
KEB Utilities	Common utilities with basic functionality for COMBIVIS [studio] 6 PlugIns + Implementation of the COMBIVIS communication layer	6.4.1.200

Release Information

3 System requirements

3.1 Hardware

- 1 GB RAM (2GB recommended)
- 1 GHz Pentium or similar
- 1.2 GB free space on hard disk
(Additional space might be required by document database)
- Screen resolution 1024 x 768 or higher recommended

3.2 Operating system

COMBIVIS 6 and COMBIVIS studio 6 have been tested and released for the following operating systems:

- Microsoft Windows 7 (32Bit / 64Bit)
- Microsoft Windows 8 / 8.1 (32Bit / 64Bit)
- Microsoft Windows 10 (32Bit / 64Bit)

If you encounter any problems associated with these or other operating system versions, please contact KEB.



Microsoft Windows XP is no longer supported in COMBIVIS Version 6.4.0 or later!

The integrated editor for KEB Safety modules Type 2 and later has been released for the following operating systems:

- Microsoft Windows 7
- Microsoft Windows 8

(The current Service Pack should be installed)

3.3 Microsoft .NET Framework

Microsoft .NET Framework Version 4.6.2 or higher is required. If this software is not yet available on your system, the COMBIVIS studio 6 setup will install it automatically (internet access required).

You may also download the .NET Framework installation files directly from Microsoft:

<http://www.microsoft.com/net/download>

Release Information

4 Change Notes

4.1 IEC 61131-3 Libraries

4.1.1 List of shipped libraries

The following library-versions are delivered with this release:

Library Name	Version	Remarks
KEB_Base	3.5.9.70	
KEB_Base_FastStringTools	3.5.9.70	
KEB_Base_Logger	3.5.9.70	
KEB_Can_Master_Itf	3.5.9.70	
KEB_CanSlave	3.5.9.70	
KEB_ChannelHandler	3.5.9.70	
KEB_DataloggingDemo	3.5.9.70	
KEB_Din66019II	3.5.9.70	
KEB_Drive_Utility	3.5.9.60	
KEB_DS301_Baself	3.5.9.70	
KEB_Ecat_Master_Itf	3.5.9.71	Update
KEB_Email	3.5.9.70	
KEB_Fieldbus slaves	3.5.9.75	Update
KEB_File_Handling	3.5.9.71	Update
KEB_FTP	3.5.9.72	Update
KEB_Gateway_Utility	3.5.9.60	
KEB_HSP5_Master	3.5.9.60	
KEB_IEC_Slave	3.5.9.60	
KEB_License_Check	3.5.9.70	
KEB_Modbus	3.5.9.71	
KEB_ObjectDictionary	3.5.9.70	
KEB_ParameterList_Handling	3.5.9.70	
KEB_RealtimeEthernet	3.5.3.50	
KEB_RioUtility	3.5.9.60	
KEB_SMC_Utility	3.5.9.60	
KEB_StatusCollectorH6	3.5.9.60	
KEB_TemplateLibrary	3.5.9.70	
KEB_WebServer	3.5.3.11	
KebP6_Tools	3.5.4.10	
KebT6_Tools	3.5.9.71	Update
PLC Hardware Library	3.2.4.0	
SysTargetKeb	3.5.9.60	



Release Information

4.1.2 Library bugfixes / New features

Detailed information about changes in a library can be found in the “VersionHistory” text-document inside each library:

The screenshot shows the 'Library Manager' window with a table of installed libraries. A red arrow points to the 'VersionHistory' file within the 'keb_drive_utility_3.4.4.0' library folder. The 'tmpBF80.txt - Editor' window displays the content of this file, which includes a header and a table of version history.

Name	Namespace	Effective version
IoStandard = IoStandard, 3.4.2.0 (System)	IoStandard	3.4.2.0
KEB_PLC_Hardware_Library = PLC Hardware Library, 3.2.3.0 (KEB - Karl E. Brinkmann Gm...)	KebPlc	3.2.3.0
KEB_ParameterList_Handling, 3.4.4.0 (KEB - Karl E. Brinkmann GmbH)	KEB_ParameterList_Handling	3.4.4.0
KEB_Gateway_UTILITY, 3.4.4.2 (KEB - Karl E. Brinkmann GmbH)	KEB_Gateway_UTILITY	3.4.4.2
PLC Hardware Library, 3.2.4.0 (KEB - Karl E. Brinkmann GmbH)	KEB_PLC_HardwareLibrary	3.2.4.0
KEB_Drive_UTILITY, 3.4.4.0 (KEB - Karl E. Brinkmann GmbH)	KEB_Drive_UTILITY	3.4.4.0

History Version	Date	Author	Topic
3.4.0.0	2010/06/14	Torben Fischer	upgrade to codesys 3.4
3.4.0.1	2010/06/16	Torben Fischer	FIX: KEB_DriveCtrl v3.4.0.0 NEW: KEB_PID NEW: KEB_RAMP NEW: KEB_ResetAbsEncoderF5 NEW: KEB_DW5_Download
3.4.0.2	2010/06/21	Torben Fischer	FIX: KEB_DW5_Download v3.4.0.1
3.4.1.0	2010/11/08	Torben Fischer	compiler and internal lib versions fixed
3.4.2.0	2011/03/22	Torben Fischer	Update: DriveCtrl: Autoretry on SDO timeouts activated internal libraries added by placeholder NEW: KEB_LowPassFilter NEW: KEB_RandomGenerator NEW: KEB_TappetGenerator NEW: KEB_CheckFollowingError
3.4.3.0	2011/04/29	Torben Fischer	IMPROVE: KEB_DW5_Download v3.4.0.2 FIX: DriveCtrl, reset during quickstop FIX: VisDialog removed from templates

Release Information

4.2 Bugfixes / New features list

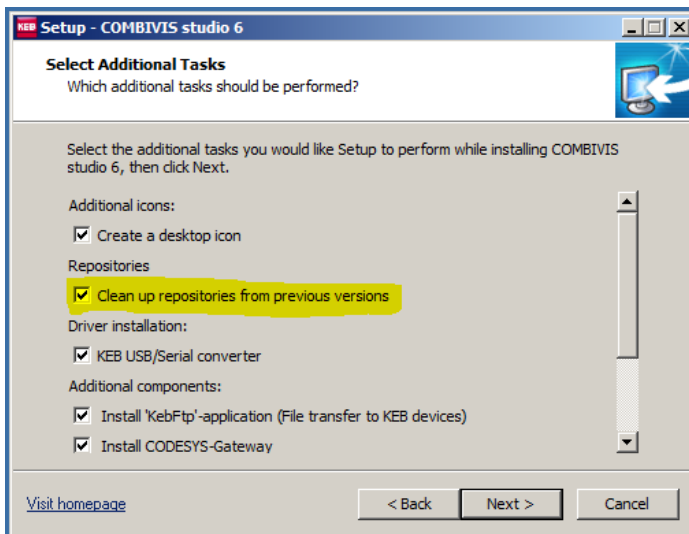
The following new features / bugfixes have been implemented in the Application/IDE, since the last release:

#	Tracker	Priority	Subject
29379	Bug	Normal	Exception during/after installation of Safety Package 1.3.0 on CVs 6.4.1_3.5.9.73 at CVs startup
29394	Bug	Normal	Sample project "sample_c6c2_EthercatSlave" shows related position of etcslave
29883	Bug	Normal	EtherCAT ESI export: Handling of Array types not compliant
29891	Bug	Normal	EtherCAT ESI export: Handling of attribute 'IdentificationAdo' is wrongly included in exported ESI's
29926	Bug	Normal	EtherCat ESI Export: Handle Key 'ProfileNo' compliant to ETG's principles [6.4.1]
29937	Bug	Normal	Ethercat export: FSoE-ID in filename is not removed if a safety PDO was selected but then another type of ESI is exported
29939	Bug	Normal	Datentyp in PD-Liste (ESI/Modul) nicht korrekt ("Signed"-flag wird nicht beachtet)
29940	Bug	Normal	Safety Type 3 ESI source file: Update / correction (correct SafetyObject Idx to 0xE..., add firware V2.3 support)
30327	Bug	Normal	Safety Module Wizard: The I/O State entries should be renamed to Hardware ...
28699	Request	Normal	Ethercat export: Put the module ID of the safety module ident to the exported Revision Number
29412	Request	Normal	Hotfixes should be implemented and distributed as Packages
29419	Request	Normal	(Automated) package installation for COMBIVIS 6 ("Base version")
29477	Request	Normal	Add a device variants page to the inverter product selection wizard
30112	Request	Normal	Setup: Package uninstaller should use graphical tool instead of command line tool
30114	Request	Normal	Setup: Improve handling of leftovers of packages from 6.4.0
29123	Main Job	Normal	Integrate CODESYS Automation Platform V3.5 SP9 Patch 7 Hotfix 3 (3.5.9.73)

4.3 Installation of clean device / library repository

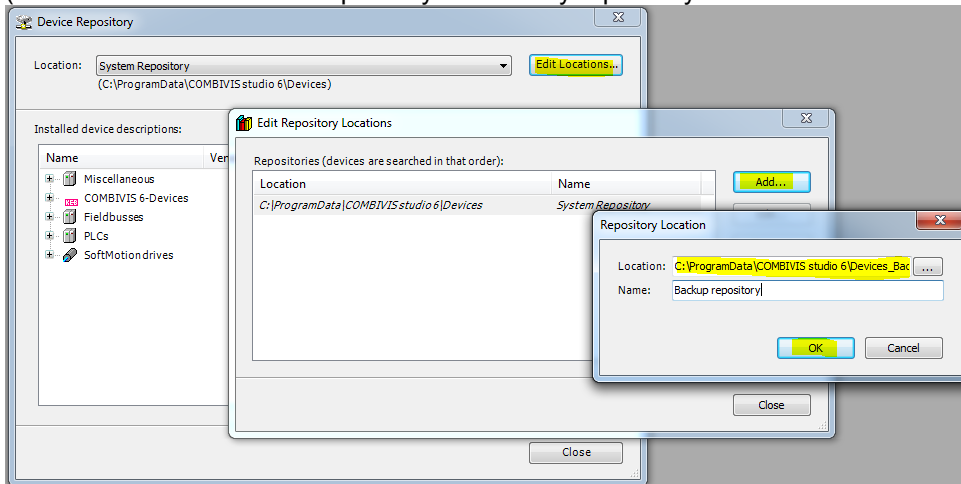
With version 6.4.0 the device and library repositories shipped with COMBIVIS studio 6 have been reworked and cleaned. Several obsolete or unsupported components have been removed from the installation to increase clarity and usability. If a previous installation of COMBIVIS studio 6 has been present on the computer, the old repository contents will remain in the repository directory anyway, to ensure backwards compatibility. To take advantage of the reduced and simplified repositories, even if a previous installation has been existing, the user can advise the COMBIVIS studio 6 installer to automatically clean up the existing repositories:

Release Information



If this option is selected, the old contents are not deleted from the disk, but only moved to a backup directory. If required (e.g. because a certain 3rd party component or a special, user-defined EtherCAT process data mapping was included in the old repository), it is possible to recover the old contents by adding this backup directory as an additional repository location.

(Menu: "Tools" → "Device repository" or "Library repository" → "Edit locations" → "Add"):



Default repository backup locations:

- Device repository: *C:\ProgramData\COMBIVIS studio 6\Devices_Backup*
- Library repository: *C:\ProgramData\COMBIVIS studio 6\Managed Libraries_Backup*

Note: The recommended procedure to ensure compatibility of projects also for newer IDE versions is always to generate a *project archive*. This archive file automatically contains all components (especially devices and libraries) used in the project and is therefore the best way to migrate a project to a new version of COMBIVIS studio.



Release Information

5 Known restrictions

5.1 HSP5

KEB High speed serial protocol for F5 (HSP5) is no longer supported directly by the COMBIVIS 6 communication driver! Users who need to connect to a device via HSP5 are recommended to use the KEB USB Serial Converter (part-no.: *00.58.060-0040*), which converts HSP5 to the protocol DIN66019II (serial) which is supported by COMBIVIS 6.

Release Information

6 Registration / Licensing

6.1 COMBIVIS 6 customer registration

Note: This chapter explains the non-mandatory registration procedure for the base-version COMBIVIS 6. Licensing of COMBIVIS studio 6 is described in the next chapter.

The registration of COMBIVIS 6 is optional and free of charge. It replaces the string “unregistered demo” in the applications title bar with your company name and activates some additional functionality in COMBIVIS (e.g. KEB document database).

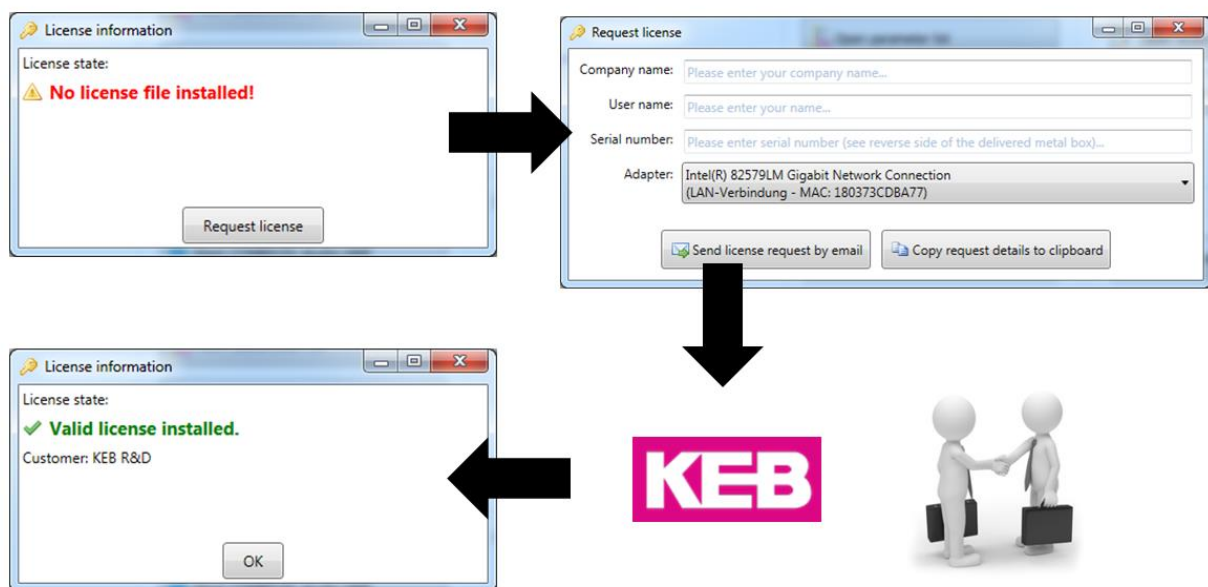
To register your COMBIVIS 6 version, please use the menu command “Help” → “Free customer registration” or click “Free customer registration” on the COMBIVIS start page.

As soon as your data has been verified, you will receive the data to activate your personal registration.

6.2 COMBIVIS studio 6 licensing

A license for COMBIVIS studio 6 must be purchased from KEB and is **required** to use the full functionality of COMBIVIS studio 6.

The COMBIVIS studio 6 licenses are bound to the target computer. The easiest way to collect the information required for a license request is via the COMBIVIS studio 6 menu (“Help” → “License information”):



To request a license, please fill in the required fields in the generated mail and send it to licence@keb.de.

KEB will send you the relevant information to activate the full functionality of your KEB COMBIVIS studio 6 installation.



Release Information

7 Legal terms

By using COMBIVIS 6 and/or COMBIVIS studio 6 you agree to KEB's GENERAL TERMS OF CONTRACT FOR THE CESSION OF SOFTWARE LICENSE PRODUCTS, which can be found on the KEB website (www.keb.de) and in your local COMBIVIS 6 installation directory.

COMBIVIS 6 / COMBIVIS studio 6 incorporates 3rd party software components, which bring their own license terms. Information about these components and the corresponding license terms can be found in the file `ThirdPartyLicenses\EndUserInformation_OpenSource_CVs6.pdf` located in your COMBIVIS 6 installation directory.