

1 Installation C6 X1-C2

1.1 Basic Safety Instructions

NOTICE

Hazards and risks through ignorance!

- Read the instructions for use.
- Observe the safety and warning instructions.
- Ask if something is unclear.

1.2 Monitor assembly

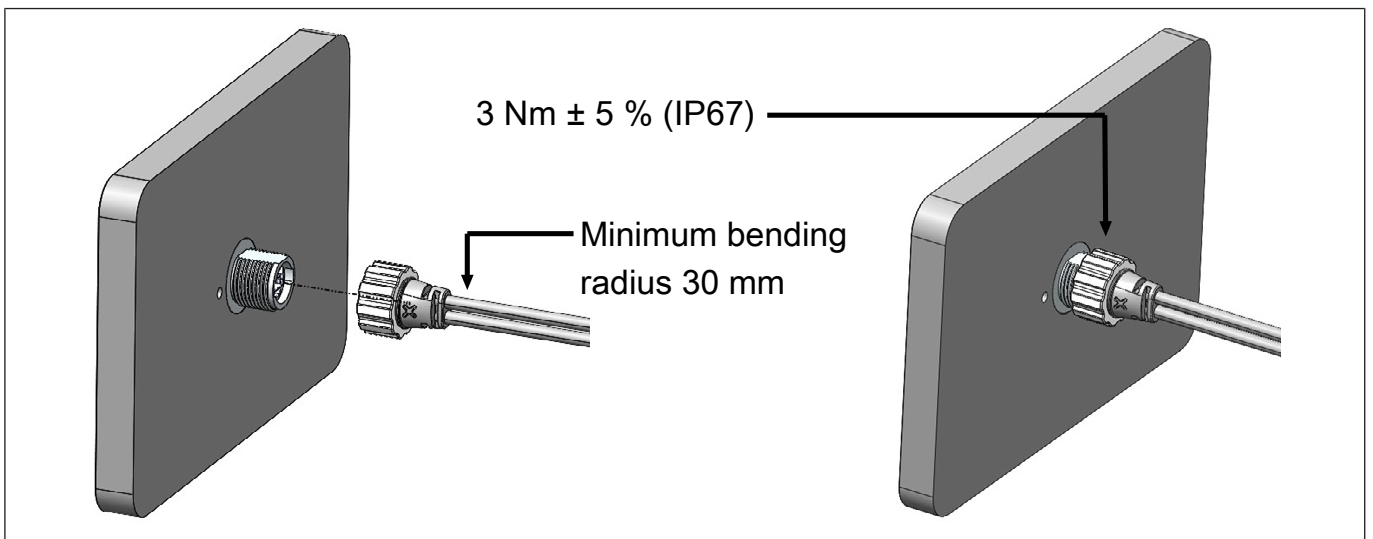


Fig. 1: Assembly C6 X1-C1

NOTICE

Ingress of water or dust!

- To ensure IP67 protection, the specified tightening torque must be applied and the USB connector must be installed on a flat surface. IP67 is guaranteed between plug and connector.

NOTICE

Unpredictable malfunctions

- Installation must be carried out by specialised personnel with the necessary skills.
- Only use this mounting system for its intended purpose as described in this manual.
- Only use original manufacturer parts.
- It is the customer's responsibility to ensure that all mounting systems are correctly assembled and installed using the appropriate instructions.

1.3 Dimensions

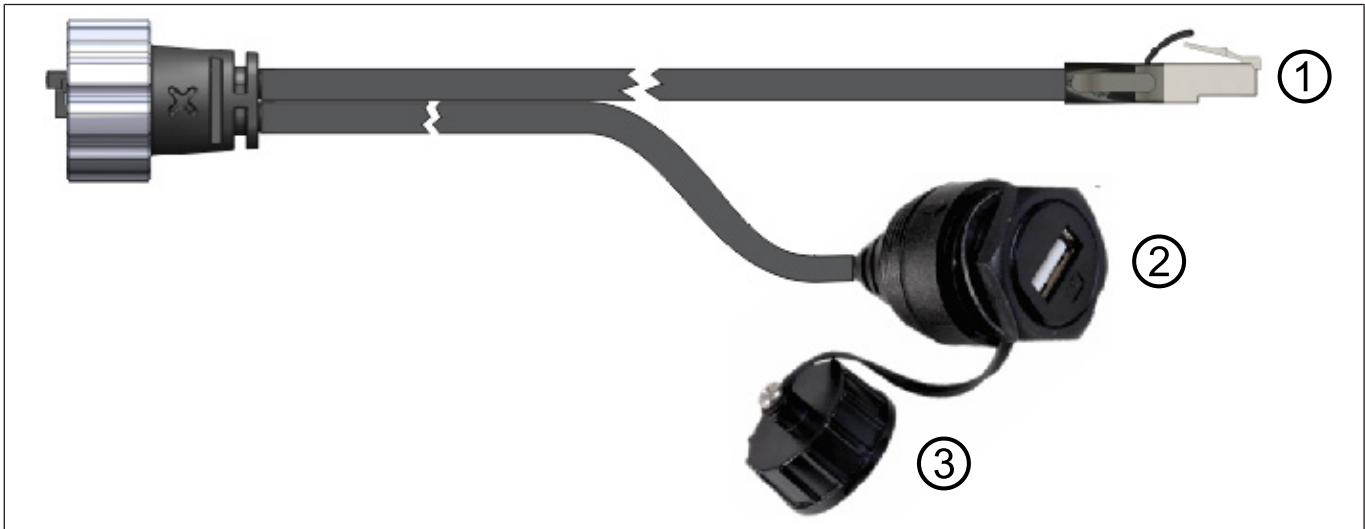
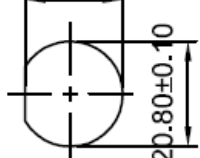


Fig. 2: Dimensions C6 X1-C2

Part number:	①	②			③
	Length in m	Length in m	Torque in Nm	Recommended hole size	Torque in Nm
00C6FX1-C200	5	1	1.5	19.30±0.10  20.80±0.10	1.3

Tab. 1: Dimensions


1.4 Operating conditions

Operation	
Operating and storage temperature	-20...70°C

1.5 Disposal

Electronic devices of KEB Automation KG are intended for professional, commercial processing (so-called B2B devices).

Manufacturers of B2B devices are obliged to take back and recycle devices manufactured after 14.08.2018. In principle, these devices may not be left at public or communal recycling or collection points.

	<p>Unless otherwise agreed between the customer and KEB or unless there is a deviating mandatory legal regulation, KEB products labelled in this way can be returned. Company and keyword for the return point can be found in the list below.</p> <p>Shipping costs are at the expense of the customer. The devices are then professionally recycled and disposed of.</p>
---	--

The entry numbers are listed country-specifically in the following table. KEB addresses can be found on our website.

Withdrawal by	WEEE registration no.	Keyword
Germany		
KEB Automation KG	EAR: DE12653519	Keyword: "Withdrawal WEEE"
France		
RÉCYLUM – Recycle point	ADEME: FR021806	Mots clés "KEB DEEE"
Italy		
COBAT	AEE: (IT) 19030000011216	Parola chiave "Ritiro RAEE"
Austria		
KEB Automation GmbH	ERA: 51976	Keyword: "Withdrawal WEEE"
Spain		
KEB Automation KG	RII-AEE: 7427	Palabra clave "Retirada RAEE"
Czech republic		
KEB Automation KG	RETELA: 09281/20-ECZ	Klíčové slovo "Zpětný odběr OEEZ"
Slovakia		
KEB Automation KG	ASEKOL: RV22EEZ0000421	Kľúčové slovo: "Spätný odber OEEZ"

The packaging must be sent for paper and cardboard recycling.