

# CNC SOLUTIONS

IDEALLY MATCHED HARDWARE AND SOFTWARE COMPONENTS

EN

# CNC SOLUTIONS



## CNC KERNELH

High-end CNC solution



## COMBIVIS studio 6

Automation tool for  
CNC, PLC, safety and drives



## COMBIVIS studio HMI

CNC visualization



## COMBIVIS CLOUD

Ready for IoT



## COMBIVIS CONNECT

Remote maintenance



## SEAMLESS INTEGRATION

In order to create a complete CNC solution, a consistent concept of coordinated hardware and software components is required. This starts with IPC-based control technology and fitting visualization, extends to drive controllers with integrated safety up to motors and gears. System solutions from a single source simplify implementation.

## SCALABLE SOLUTIONS


### High-end solution

For demanding requirements, the high-end solution for CNC automation can be selected. This solution integrates ISG's CNC kernel with various features for CNC, robotics and motion control. It is characterized by excellent path and speed planning as well as the underlying architectural model of the software. This allows the user to make individual adjustments and add extensions.




### EMBEDDED CONTROLS IPC CONTROLS

Scalable real time control solutions



### REMOTE I/O SAFETY PLC

EtherCAT® based I/O system,  
Safety over EtherCAT®



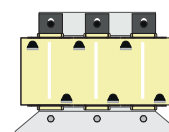
### DRIVE UNITS

Modular drive systems




### FILTER

Flexible mains and  
motor filters



### MOTORS

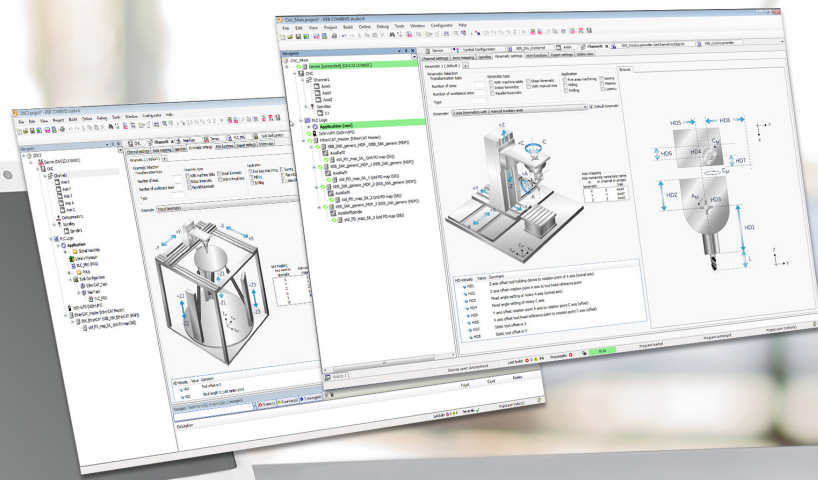
Extensive range of  
motors



## HIGHLIGHTS

- Ideally matched hardware and software solutions
- CNC kernels with extensive function packages
- Extension of machine functions via IEC 61131
- User-friendly HMI
- Scalable controls, drives and motor solutions
- Open tools for automation with COMBIVIS studio 6
- Safety
- Remote maintenance integrated

## HIGH-END SOLUTION



### COMBIVIS studio 6

Automation tool with object-oriented design



### High-end solution

KEB extension package

## FAST AND PRECISE PATH PLANNING

For complex requirements, the high-end solution with the integrated ISG CNC kernel offers extensive features for CNC, robotics and motion control. Systems with up to 64 axes are possible for the realization of a CNC application. Depending on the requirements, the number of axes or channels can be increased. Extensive function packages are available for this purpose. The user has the possibility to access on a database with various transformations.

The interpolation can be linear, helical or spline interpolation. The aim is to achieve a stimulation-free and jerk limited motion control. In addition, KEB's CNC solution supports the possibility of volumetric compensation according to ISO 230. The system achieves its high precision by various compensation possibilities of mechanical and thermal influences.

### OPEN TOOLS

KEB enables CNC machine manufacturers to automate their machine technologies with open automation tools based on standards (IEC 61131) without limiting the CNC functionality. This allows machine manufacturers to create their individual solution on demand. The system is set up using the COMBIVIS studio 6 automation tool – flexible and user-friendly. The object-oriented design of the tool supports the user in configuring the axes and channels.

## CNC SOLUTION WITH ISG KERNEL

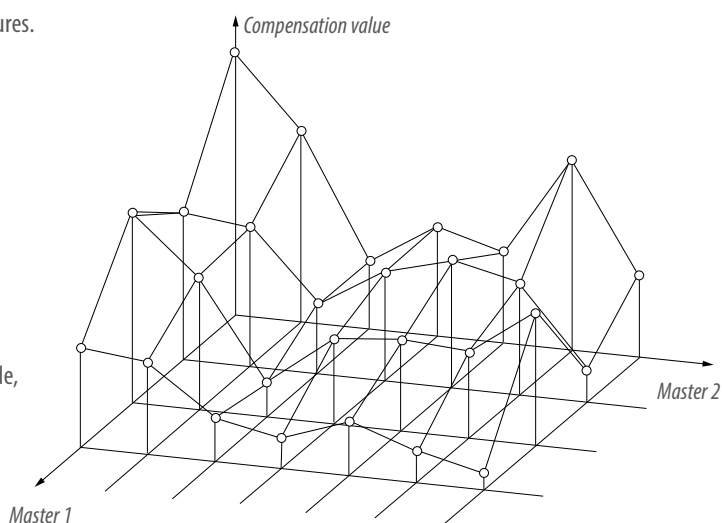
For the implementation of high-end applications, the ISG CNC kernel was implemented on real-time IPC controllers. The flexible and scalable system solution, consisting of control, visualization, safety technology, drives and motors, enables various applications in the field of CNC.

The functional scope offers solutions for machine tools as well as the movement of complex kinematics. The functions are used, for example, in applications such as milling, drilling, cutting, grinding, bending and associated handling systems.

### BASIC PACKAGE

The basic package of the high-end solution offers essential CNC features. These are among others:

- Speed and acceleration pre-control, jerk limitation
- Powerful, clock-synchronous CNC-PLC interface
- Coupling functions, gantry axis functions, measuring functions
- Look-ahead function
- Linear, circular, spiral interpolation
- DIN 66025 program syntax with high-level language extension
- Subprogram technology, macro definitions, coordinate systems, spindle and additional functions
- Operation with automatic mode, manual mode, single block mode, referencing, block advance, handwheel operation mode
- Tool management



### EXTENSIVE FUNCTION PACKAGES

Building on this, extensive function packages are available for the implementation of various applications. The packages can be selected according to the requirements and the software can be extended by the necessary functions:

- **CNC Channels:** Up to 12 channels expandable, channel synchronization, axis exchange between the channels
- **Transformation:** Expansion of all CNC channels through kinematic transformation
- **High-Speed Cutting (HSC):** Faster processing time, higher accuracy, better surface quality
- **Spline:** Use of gearing (AKIMA, B-Spline) for geometry optimization
- **Cutting:** CNC technology extension for cutting (e.g. laser, plasma, oxyfuel, water jet)
- **Volumetric compensation:** Effective way to increase machine accuracy



### HIGHLIGHTS

- Integrated ISG CNC kernel
- Simple and flexible set up with object-oriented design in COMBIVIS studio 6
- Extension of machine functions via IEC 61131 without limiting CNC functionality
- Extensive function packages
- Safety
- Advanced features for CNC and robotics
  - Compensation axis / temperature
  - High speed cutting
  - Look-ahead function
- Multi-Core management

# KEB

## KEB'S COUNTRY ORGANISATIONS

### **Austria** | KEB Automation GmbH

E-Mail: [info@keb.at](mailto:info@keb.at) Web: [keb-automation.com](http://keb-automation.com)

### **Benelux** | KEB Automation KG

E-Mail: [info.benelux@keb.de](mailto:info.benelux@keb.de) Web: [keb-automation.com](http://keb-automation.com)

### **Canada** | KEB Canada

E-Mail: [sales@keb-automation.ca](mailto:sales@keb-automation.ca) Web: [keb-automation.ca](http://keb-automation.ca)

### **Czech Republic** | KEB Automation s.r.o.

E-Mail: [info@keb.cz](mailto:info@keb.cz) Web: [keb-automation.com](http://keb-automation.com)

### **France** | Société Française KEB SASU

E-Mail: [info@keb.fr](mailto:info@keb.fr) Web: [keb-automation.com](http://keb-automation.com)

### **Germany** | **Geared Motors**

KEB Antriebstechnik GmbH

E-Mail: [info@keb-drive.de](mailto:info@keb-drive.de) Web: [keb-automation.com](http://keb-automation.com)

### **Germany** | **Headquarters**

KEB Automation KG

E-Mail: [info@keb.de](mailto:info@keb.de) Web: [keb-automation.com](http://keb-automation.com)

### **Italy** | KEB Italia S.r.l. Unipersonale

E-Mail: [info@keb.it](mailto:info@keb.it) Web: <https://blog.keb.it>

### **Japan** | KEB Japan Ltd.

E-Mail: [info@keb.jp](mailto:info@keb.jp) Web: [keb.jp](http://keb.jp)

### **P. R. China** | KEB Power Transmission Technology (Shanghai) Co. Ltd.

E-Mail: [info@keb.cn](mailto:info@keb.cn) Web: [keb.cn](http://keb.cn)

### **Poland** | KEB Automation KG

E-Mail: [roman.trinczek@keb.de](mailto:roman.trinczek@keb.de) Web: [keb-automation.com](http://keb-automation.com)

### **Republic of Korea** | KEB Automation KG

E-Mail: [vb.korea@keb.de](mailto:vb.korea@keb.de) Web: [keb-automation.com](http://keb-automation.com)

### **Spain** | KEB Automation KG

E-Mail: [vb.espana@keb.de](mailto:vb.espana@keb.de) Web: [keb-automation.com](http://keb-automation.com)

### **Switzerland** | KEB Automation AG

E-Mail: [info@keb.ch](mailto:info@keb.ch) Web: [keb-automation.com](http://keb-automation.com)

### **United Kingdom** | KEB (UK) Ltd.

E-Mail: [info@keb.co.uk](mailto:info@keb.co.uk) Web: [keb-automation.com](http://keb-automation.com)

### **United States** | KEB America, Inc.

E-Mail: [info@kebameric.com](mailto:info@kebameric.com) Web: [kebameric.com](http://kebameric.com)

The information provided in this brochure contains merely general descriptions or characteristics of performance which in case of actual application do not always apply as described or which may change as a result of further development of the products. An obligation to provide the respective characteristics shall only exist if expressly agreed in the terms of contract. We reserve the right to make technical changes.

© KEB 00000005CNC 09.2029



THE COMPLETE WORLDWIDE KEB PARTNER NETWORK



## Automation with Drive

## [keb-automation.com](http://keb-automation.com)

KEB Automation KG Südstraße 38 32683 Barntrup Germany Phone +49 5263 401-0 E-Mail: [info@keb.de](mailto:info@keb.de)